

# Local Market Update

August 2013

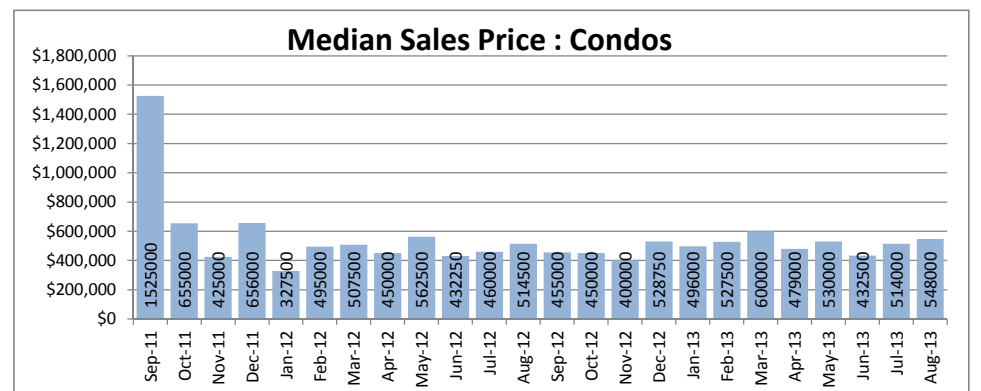
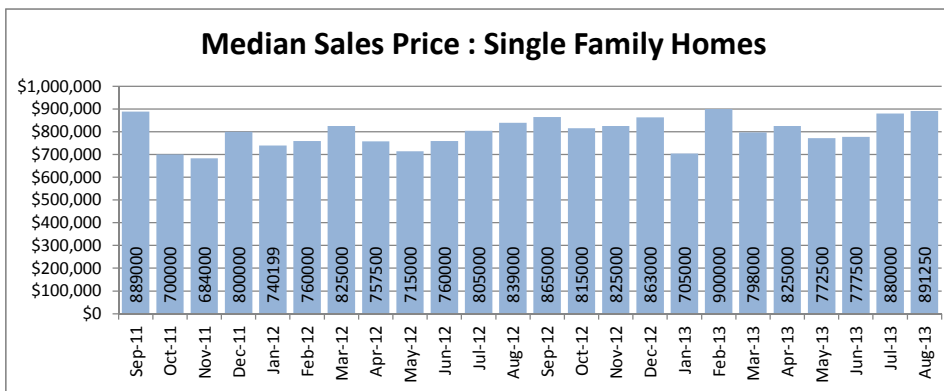
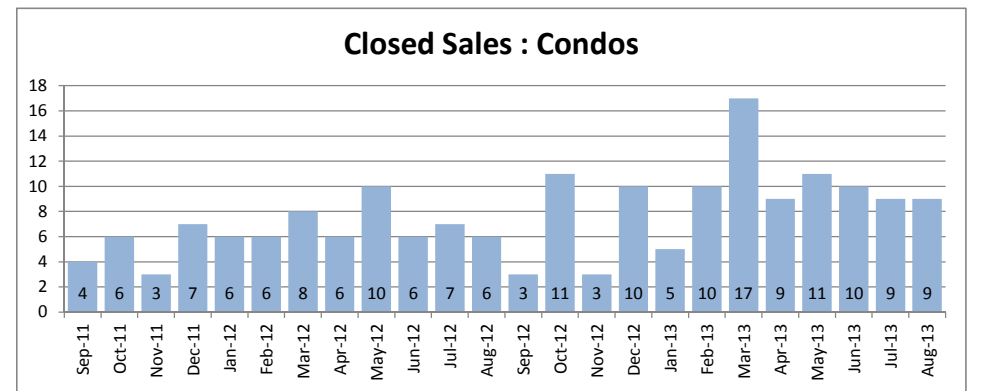
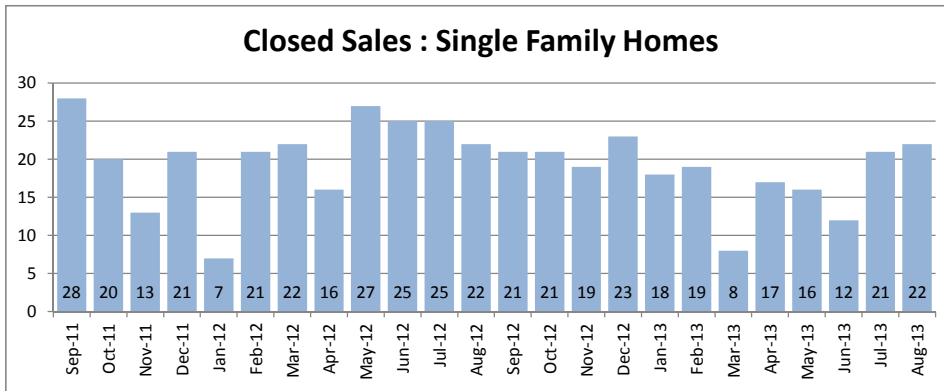


**Kapahulu - Diamond Head**  
1-3-1 to 1-3-4

August 2013

Single Family Homes	August			Year to Date		
	2013	2012	Change	2013	2012	Change
New Listings	27	31	-13%	177	191	-7%
Closed Sales	22	22	0%	134	165	-19%
Median Sales Price	\$891,250	\$839,000	6%	\$826,956	\$778,000	6%
Percent of Original List Price Received	101.0%	95.2%	6%	101.2%	94.3%	7%
Median Days on Market Until Sale	10	31	-68%	14	30	-53%
Inventory of Homes for Sale	63	90	-30%	--	--	--

Condos	August			Year to Date		
	2013	2012	Change	2013	2012	Change
New Listings	11	17	-35%	94	91	3%
Closed Sales	9	6	50%	79	56	41%
Median Sales Price	\$548,000	\$514,500	7%	\$514,000	\$470,000	9%
Percent of Original List Price Received	100.0%	85.5%	17%	97.9%	96.5%	1%
Median Days on Market Until Sale	48	34	41%	28	38	-26%
Inventory of Homes for Sale	47	63	-25%	--	--	--



SOURCE: Honolulu Board of REALTORS®, compiled from MLS data.