

Local Market Update

August 2013

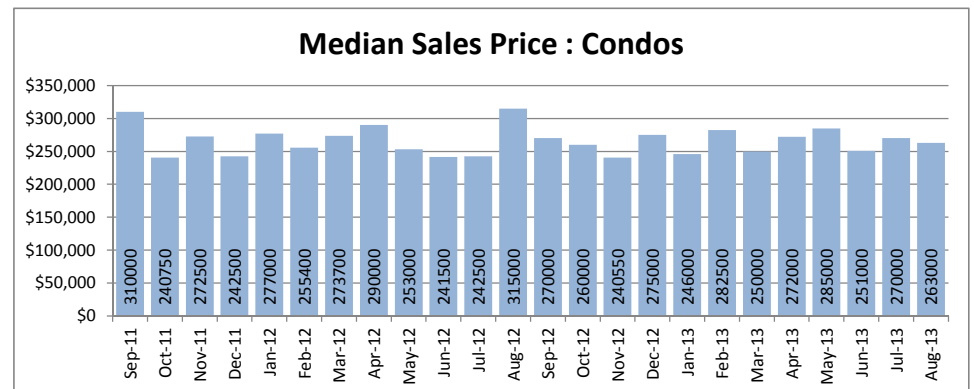
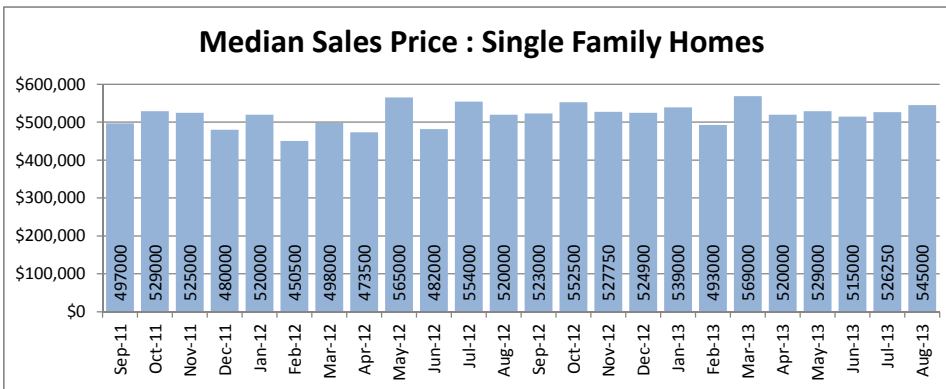
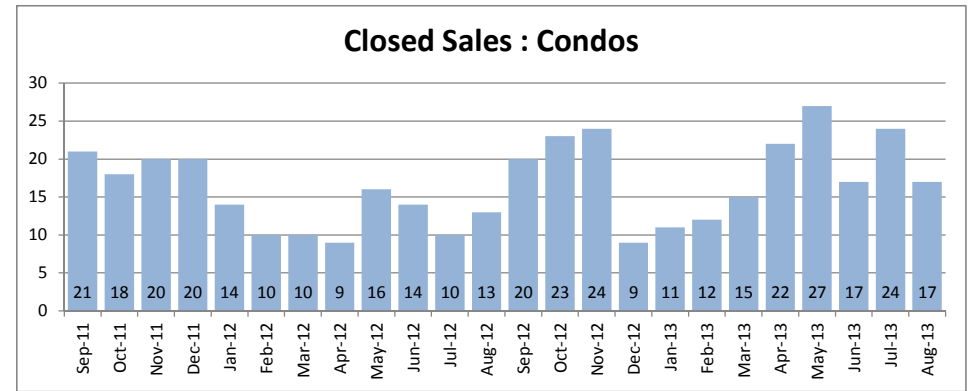
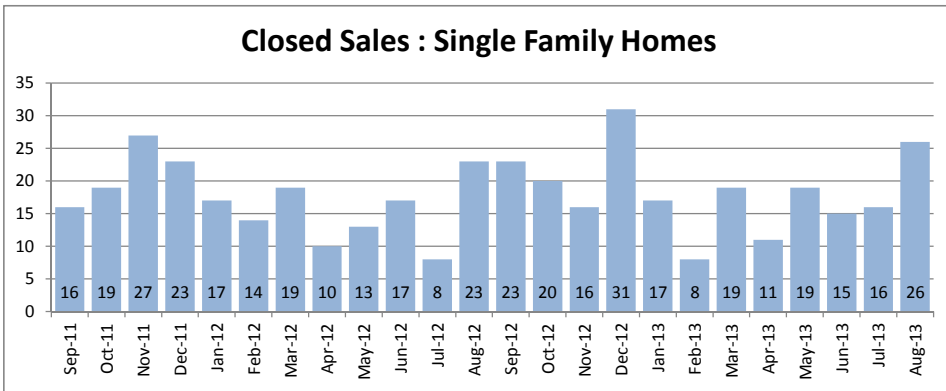


Waipahu
1-9-4

August 2013

Single Family Homes	August			Year to Date		
	2013	2012	Change	2013	2012	Change
New Listings	17	23	-26%	171	144	19%
Closed Sales	26	23	13%	134	114	18%
Median Sales Price	\$545,000	\$520,000	5%	\$530,000	\$485,000	9%
Percent of Original List Price Received	97.0%	100.0%	-3%	98.3%	95.1%	3%
Median Days on Market Until Sale	21	22	-5%	21	31	-32%
Inventory of Homes for Sale	77	67	15%	--	--	--

Condos	August			Year to Date		
	2013	2012	Change	2013	2012	Change
New Listings	25	14	79%	187	146	28%
Closed Sales	17	13	31%	147	88	67%
Median Sales Price	\$263,000	\$315,000	-17%	\$270,000	\$255,500	6%
Percent of Original List Price Received	103.1%	100.0%	3%	101.9%	92.9%	10%
Median Days on Market Until Sale	8	14	-43%	12	29	-59%
Inventory of Homes for Sale	46	63	-27%	--	--	--



SOURCE: Honolulu Board of REALTORS®, compiled from MLS data.